




Morgan Series Aluminum Fence
LIST PRICE CATALOG



FAIRWAY BUILDING PRODUCTS
53 Eby Chiques Road • Mount Joy, PA 17552
717-653-6777 • 800-598-5245 • FAX 717-653-0067

(Prices subject to change without notice)



PRODUCT IDENTIFICATION

First Number indicates type -

- #2 - residential
- #4 - commercial

Second Number indicates picket arrangement - #1 - straight pickets

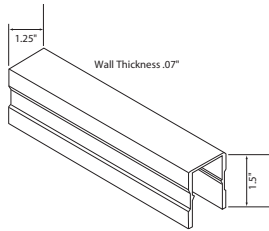
- #2 - alternating pickets
- #3 - no pickets

Last 2 Numbers indicate height of fence -

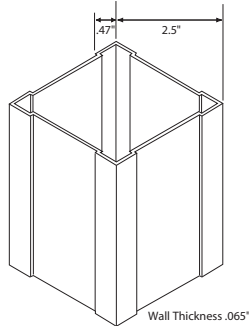
- 48"
- 60"
- 72"

4000 Series

Rail Wall

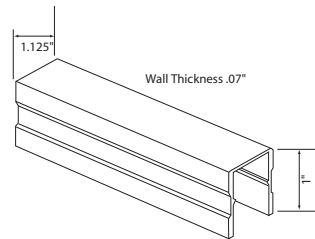


Post Wall

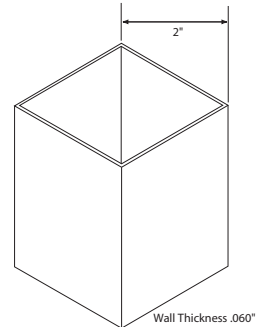


2000 Series

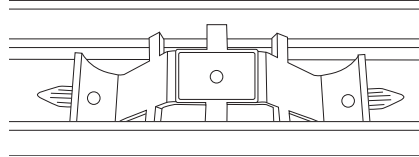
Rail Wall



Post Wall



Double Picket Clip



2011 LIST PRICE BOOK




Fencing

Contents	Page
COMMERCIAL FENCING	
4000 Series (4048,4054)	4-5
4100 Series (4148, 4160, 4172)	6-7
4200 Series (4248, 4260)	8-9
4000 Series 54" High Pool Fence	10-11
4300 Series (4336, 4348, 4360)	12-13
RESIDENTIAL FENCING	
2000 Series (2048)	14-15
2100 Series (2148, 2160, 2172)	16-17
2200 Series (2248, 2260)	18-19
2000 Series 54" High Pool Fence	20-21
2300 Series (2336, 2348, 2360, 2372)	22-23
Accessories	24
Gate Hardware	25
INSTALLATION INSTRUCTIONS	
4000 Series Commercial Instructions	26
2000 Series Residential Instructions	27

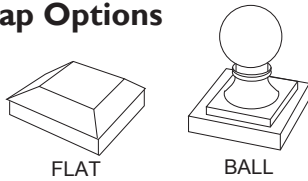
Please Note: When ordering posts, verify which posts you need:
Corner Post, Line Post, End Post or Blank Post

COMMERCIAL SERIES • 4048, 4054 Gate

Black or Bronze in stock
3', 4' or 5' Wide Gates



Post Cap Options



FLAT

BALL

RAILS

1 1/4" x 1 1/2"



PICKETS

3/4" x 3/4"

POST

For 4048: 2 1/2" x 2 1/2" x 78"

4054: 2 1/2" x 2 1/2" x 84"


PRODUCT#	GATES - do not include hardware	PRICE
4048 Gate 	37" wide (exact)	295.74
	46 1/4" wide (exact)	393.48
	55 3/4" wide (exact)	509.45
4054 Gate 	37" wide (exact)	337.58
	46 1/4" wide (exact)	416.77
	55 3/4" wide (exact)	544.57

Optional: Arched Top Gates - add \$183.29 (2 week lead time)
Ring Option - add \$56.91 per gate (black or bronze)
20% more for offsquare gates. See page Pg.25 for hardware.

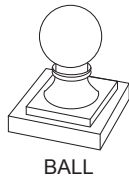
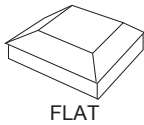
Gate opening with multi-adjust hinges & standard latch is 1 3/4" more than gate size.

COMMERCIAL SERIES • 4048, 4054


Black or Bronze in stock



Post Cap Options



Short Picket Option



RAILS

1 1/4" x 1 1/2"





PICKETS

3/4" x 3/4"

POST

For 4048: 2 1/2" x 2 1/2" x 78"

4054: 2 1/2" x 2 1/2" x 84"

PRODUCT#	8' SECTION	PRICE
4048 	8' section (does not include post)	174.93
4048 	78" posts (does not include flat cap)	40.63
4054 	8' section (does not include post)	191.00
4054 	84" posts (does not include flat cap)	46.06


Optional: 2 1/2" (Black) Flat Caps for posts - \$3.50 ea. • 2 1/2" (Black) Ball Cap for Posts - \$11.86 ea.

2 1/2" Gold Flat Cap - \$11.93 ea. • 2 1/2" Gold Ball Cap - \$25.35 ea.

Short Picket Option - Additional \$228.13 per section

COMMERCIAL SERIES • 4148, 4160, 4172 Gate

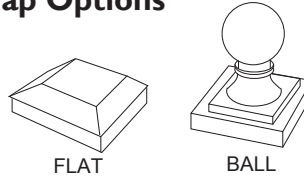
Black or Bronze in stock
3', 4' or 5' Wide Gates



Finial Options



Post Cap Options



RAILS

1 1/4" x 1 1/2"


PICKETS

3/4" x 3/4"


POST


For 4148: 2 1/2" x 2 1/2" x 78"
4160: 2 1/2" x 2 1/2" x 90"
4172: 2 1/2" x 2 1/2" x 102"

Convex Option



Concave Option



PRODUCT#	GATES - do not include hardware	PRICE
4148 Gate	37" wide (exact) with quad or triad or spear point	298.24
	46 1/4" wide (exact) with quad or triad or spear point.	395.20
	55 3/4" wide (exact) with quad or triad or spear point.	530.15
4160 Gate	37" wide (exact) with quad or triad or spear point	338.00
	46 1/4" wide (exact) with quad or triad or spear point.	433.90
	55 3/4" wide (exact) with quad or triad or spear point.	547.29
4172 Gate 	37" wide (exact) with quad or triad or spear point	361.14
	46 1/4" wide (exact) with quad or triad or spear point.	461.03
	55 3/4" wide (exact) with quad or triad or spear point.	575.99

Optional: Arched Top Gates - add \$183.29 (2 week lead time)

Ring Option - add \$56.91 per gate (black or bronze)

20% more for offsquare gates. See page Pg.25 for hardware.


20% more for Convex or Concave sections **(4148 & 4160 only)**.

Gate opening with multi-adjust hinges & standard latch is 1 3/4" more than gate size.

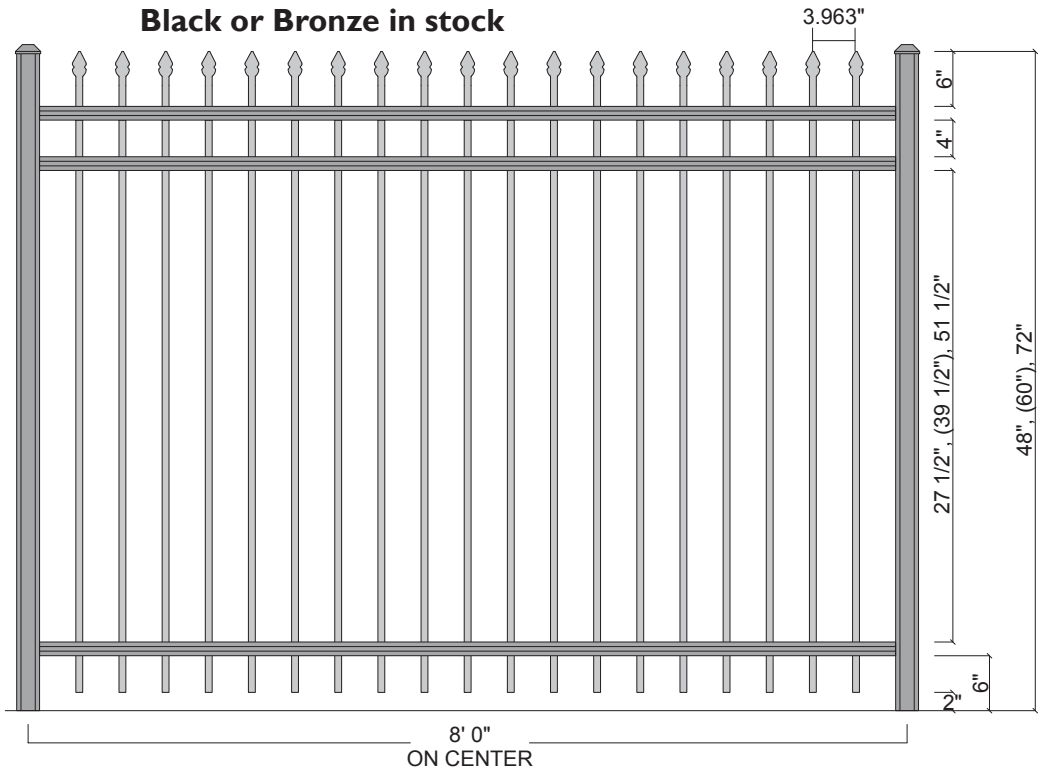
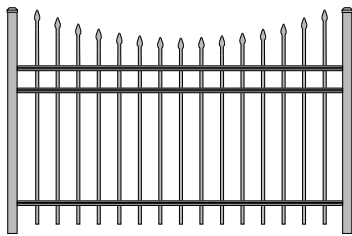
COMMERCIAL SERIES • 4148, 4160, 4172

Black or Bronze in stock

Convex Option




Concave Option



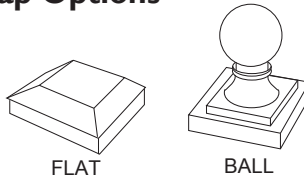
Finial Options



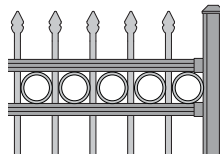
Short Picket Option



Post Cap Options



Ring Option



RAILS




1 1/4" x 1 1/2"

PICKETS

3/4" x 3/4"

POST


For 4148: 2 1/2" x 2 1/2" x 78"
 4160: 2 1/2" x 2 1/2" x 90"
 4172: 2 1/2" x 2 1/2" x 102"

PRODUCT#	8' SECTION	PRICE
4148	8' section with spear point (does not include post)	228.76
4148	8' section with quad or triad finial (does not include post)	274.60
4148	78" posts (does not include flat cap)	40.63
4160	8' section with spear point (does not include post)	246.90
4160	8' section with quad or triad finial (does not include post)	292.74
4160	90" posts (does not include flat cap)	46.06
4172 	8' section with spear point (does not include post)	265.47
4172 	8' section with quad or triad finial (does not include post)	311.37
4172 	102" posts (does not include flat cap)	51.48

Optional: 2 1/2" (Black) Flat Caps for posts - \$3.50 ea. • 2 1/2" (Black) Ball Cap for Posts - \$11.86 each
 8' Section of Rings - add \$120.09 per section (black or bronze) • 2 1/2" Gold Flat Cap - \$11.93 ea.
 2 1/2" Gold Ball Cap - \$25.35 ea. • Extra for Triad or Quad Gold Finials - \$66.91 per section
 Short Picket Option - Additional \$228.13 per section
 20% more for Convex or Concave sections (4148 & 4160 only).

COMMERCIAL SERIES • 4248, 4260 Gate

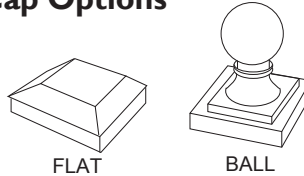
Black or Bronze in stock
3', 4' or 5' Wide Gates



Finial Options



Post Cap Options



RAILS

1 1/4" x 1 1/2"


PICKETS

3/4" x 3/4"

POST

For 4248: 2 1/2" x 2 1/2" x 78"

4260: 2 1/2" x 2 1/2" x 90"

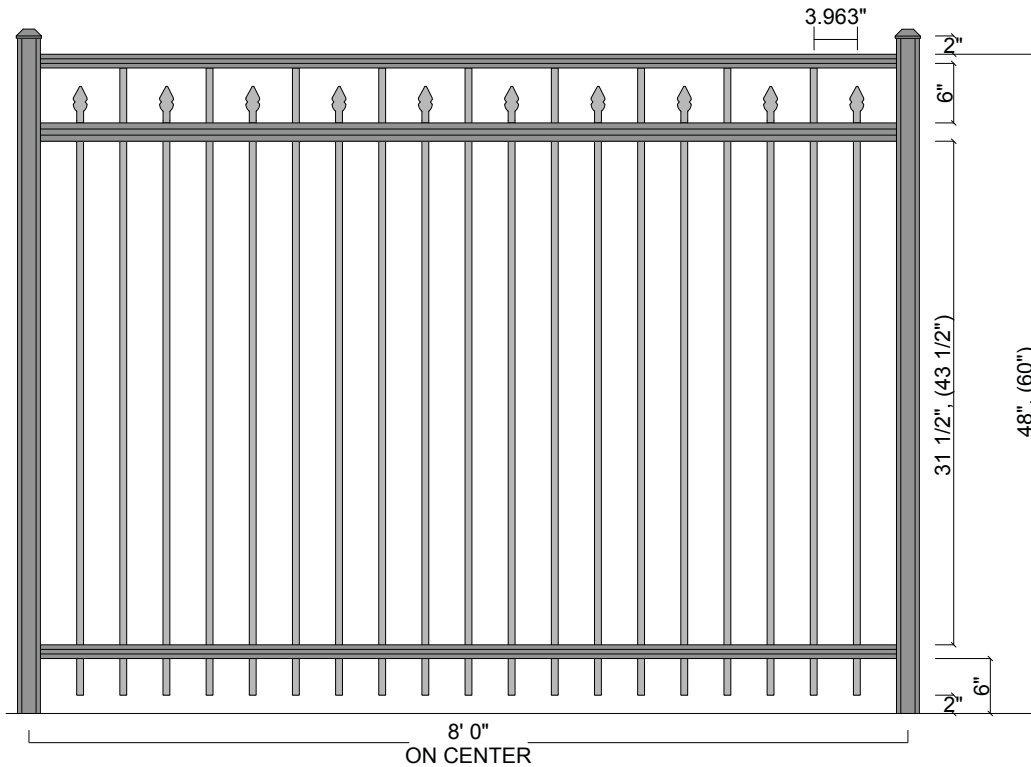
PRODUCT#	GATES - do not include hardware	PRICE
4248 Gate	37" wide (exact) with quad or triad or spear point	295.96
	46 1/4" wide (exact) with quad or triad or spear point	394.13
	55 3/4" wide (exact) with quad or triad or spear point	531.29
4260 Gate 	37" wide (exact) with quad or triad or spear point	337.65
	46 1/4" wide (exact) with quad or triad or spear point	416.91
	55 3/4" wide (exact) with quad or triad or spear point	545.93

Optional: Arched Top Gates - add \$183.29 (2 week lead time)
20% more for offsquare gates. See page Pg.25 for hardware.

Gate opening with multi-adjust hinges & standard latch is 1 3/4" more than gate size.

COMMERCIAL SERIES • 4248, 4260

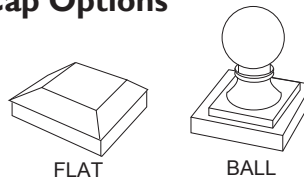
Black or Bronze in stock



Finial Options



Post Cap Options



RAILS

1 1/4" x 1 1/2"

PICKETS


3/4" x 3/4"




POST

For 4248: 2 1/2" x 2 1/2" x 78"

4260: 2 1/2" x 2 1/2" x 90"

Short Picket Option



PRODUCT#	8' SECTION	PRICE
4248	8' section with spear point (does not include post)	228.41
4248	8' section with quad or triad finial (does not include post)	252.47
4248	78" posts (does not include flat cap)	40.63
4260 	8' section with spear point (does not include post)	246.54
4260 	8' section with quad or triad finial (does not include post)	285.67
4260 	90" posts (does not include flat cap)	46.06

Optional: 2 1/2" (Black) Flat Caps for posts - \$3.50 ea. • 2 1/2" (Black) Ball Cap for Posts - \$11.86 ea.


2 1/2" Gold Flat Cap - \$11.93 ea. • 2 1/2" Gold Ball Cap - \$25.35 ea.

Extra for Triad or Quad (Gold) Finials - \$42.63 per section • Short Picket Option - Additional \$228.13 per section

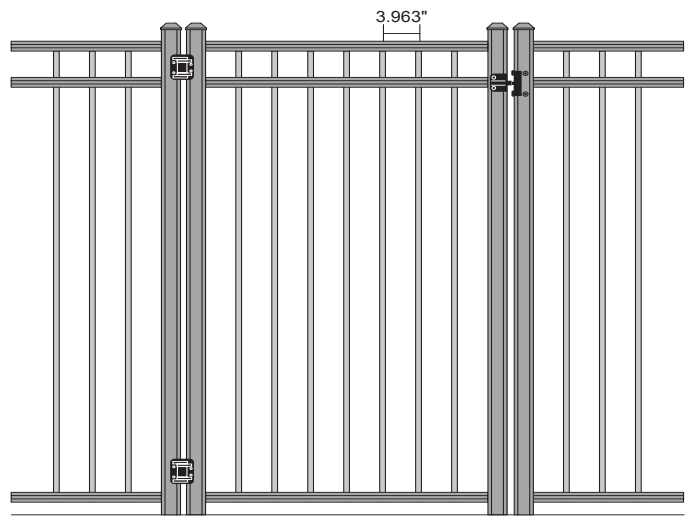
COMMERCIAL SERIES • 54" High Pool Gates

Black or Bronze in stock
3', 4' or 5' Wide Gates

4254




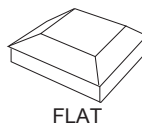
4354



Finial Options



Post Cap Options



RAILS

1 1/4" x 1 1/2"



PICKETS

3/4" x 3/4"

POST

For 4254 2 1/2" x 2 1/2" x 84"

4354: 2 1/2" x 2 1/2" x 84"

PRODUCT#	GATES - do not include hardware	PRICE
4254 Gate 	37" wide (exact) with spear point	316.44
	46 1/4" wide (exact) with spear point	407.26
	55 3/4" wide (exact) with spear point	525.50
4354 Gate 	37" wide (exact)	316.44
	46 1/4" wide (exact)	407.26
	55 3/4" wide (exact)	525.50

Optional: Arched Top Gates - add \$183.29 (2 week lead time)

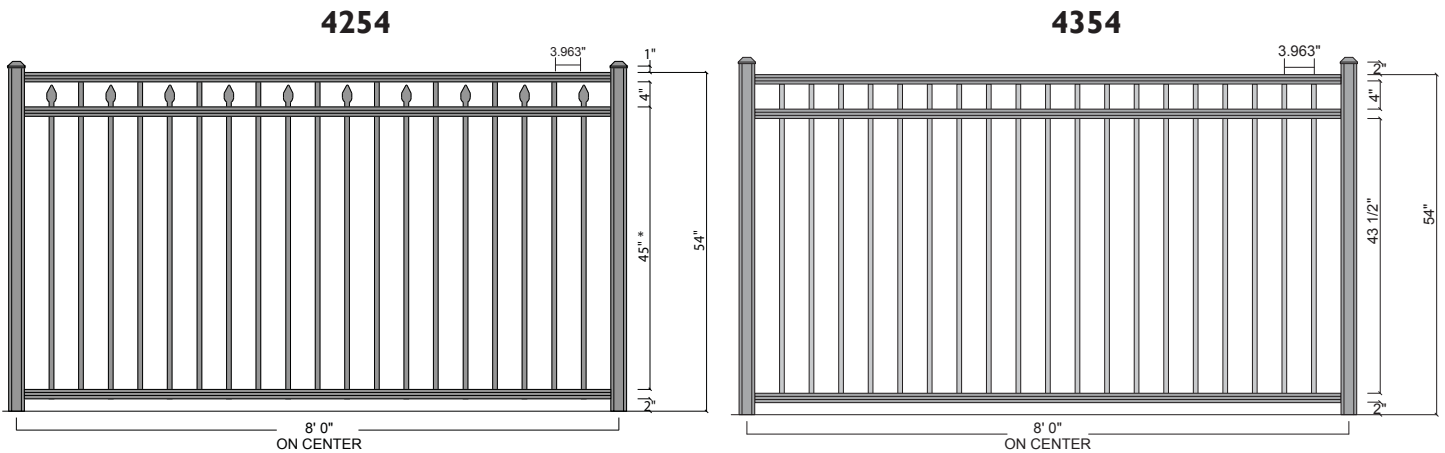
Ring Option - add \$56.91 per gate (black or bronze) **(4354 only)**

20% more for offsquare gates. See page Pg.25 for hardware.

Gate opening with multi-adjust hinges & standard latch is 1 3/4" more than gate size.

COMMERCIAL SERIES • 54" High Pool Fence


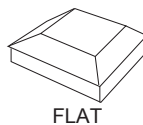
Black or Bronze in stock



Finial Options



Post Cap Options




RAILS

1 1/4" x 1 1/2"


PICKETS

3/4" x 3/4"

Short Picket Option







Ring Option



POST

For 4254: 2 1/2" x 2 1/2" x 84"

4354: 2 1/2" x 2 1/2" x 84"

PRODUCT#	8' SECTION	PRICE
4254 	8' section with spear point (does not include post)	244.90
4254 	84" posts (does not include flat cap)	46.06
4354 	8' section (does not include post)	242.19
4354 	84" posts (does not include flat cap)	46.06


Optional: 2 1/2" (Black) Flat Caps for posts - \$3.50 ea. • 2 1/2" (Black) Ball Cap for Posts - \$11.86 ea.

2 1/2" Gold Flat Cap - \$11.93 ea. • 2 1/2" Gold Ball Cap - \$25.35 ea.

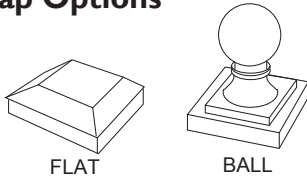
8' Section of Rings - add \$120.09 per section (black or bronze) • Short Picket Option - Additional \$228.13 per section

COMMERCIAL SERIES • 4336, 4348, 4360 Gate

Black or Bronze in stock
3', 4' or 5' Wide Gates



Post Cap Options



RAILS

1 1/4" x 1 1/2"

PICKETS


3/4" x 3/4"

POST

For 4336: 2 1/2" x 2 1/2" x 66"

4348: 2 1/2" x 2 1/2" x 78"

4360: 2 1/2" x 2 1/2" x 90"

PRODUCT#	GATES - do not include hardware	PRICE
4336 Gate	37" wide (exact)	282.24
	46 1/4" wide (exact)	369.21
	55 3/4" wide (exact)	473.31
4348 Gate	37" wide (exact)	295.74
	46 1/4" wide (exact)	393.48
	55 3/4" wide (exact)	509.45
4360 Gate 	37" wide (exact)	337.58
	46 1/4" wide (exact)	416.77
	55 3/4" wide (exact)	544.57

Optional: Arched Top Gates - add \$183.29 (2 week lead time)

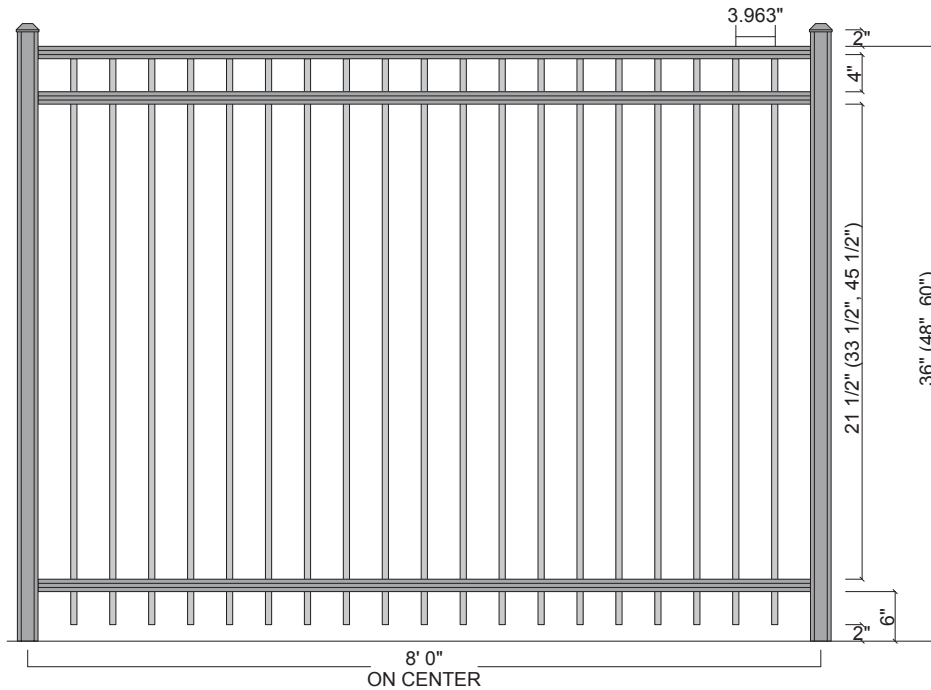
Ring Option - add \$29.04 per gate (black or bronze)

20% more for offsquare gates. See page Pg.25 for hardware.


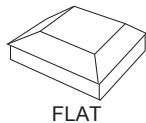
Gate opening with multi-adjust hinges & standard latch is 1 3/4" more than gate size.

COMMERCIAL SERIES • 4336, 4348, 4360


Black or Bronze in stock



Post Cap Options



Ring Option



RAILS

1 1/4" x 1 1/2"

PICKETS

3/4" x 3/4"


POST



For 4336: 2 1/2" x 2 1/2" x 66"

4348: 2 1/2" x 2 1/2" x 78"

4360: 2 1/2" x 2 1/2" x 90"

Short Picket Option



PRODUCT#	8' SECTION	PRICE
4336	8' section (does not include post)	205.56
4336	66" posts (does not include flat cap)	40.63
4348	8' section (does not include post)	224.34
4348	78" posts (does not include flat cap)	40.63
4360 	8' section (does not include post)	242.41
4360 	90" posts (does not include flat cap)	46.06


Optional: 2 1/2" (Black) Flat Caps for posts - \$3.50 ea. • 2 1/2" (Black) Ball Cap for Posts - \$11.86 ea.

2 1/2" Gold Flat Cap - \$11.93 ea. • 2 1/2" Gold Ball Cap - \$25.35 ea.

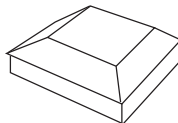
8' Section of Rings - add \$120.09 per section (black or bronze) • Short Picket Option - Additional \$228.13 per section

RESIDENTIAL SERIES • 2048 Gate

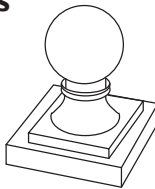
Black or Bronze in stock
3', 4' or 5' Wide Gates



Post Cap Options



FLAT



BALL

RAILS

1" x 1 1/8"

PICKETS


5/8" x 5/8"

POST

For 2148: 2" x 2" x 78"

2160: 2" x 2" x 90"

2172: 2" x 2" x 102"


PRODUCT#	GATES - do not include hardware	PRICE
2048 Gate 	35" wide (exact) w/quad or triad cap or spear point.	279.82
	48" wide (exact) w/quad or triad cap or spear point.	314.09
	57" wide (exact) w/quad or triad cap or spear point.	353.29

Optional: Arched Top Gates - add \$183.29 (2 week lead time)
20% more for offsquare gates. See page Pg.25 for hardware.

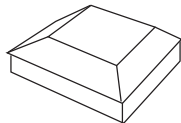
Gate opening with multi-adjust hinges & standard latch is 1 3/4" more than gate size.

RESIDENTIAL SERIES • 2048

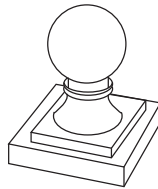
Black or Bronze in stock



Post Cap Options



FLAT



BALL

RAILS



1" x 1 1/8"

PICKETS

5/8" x 5/8"

POST


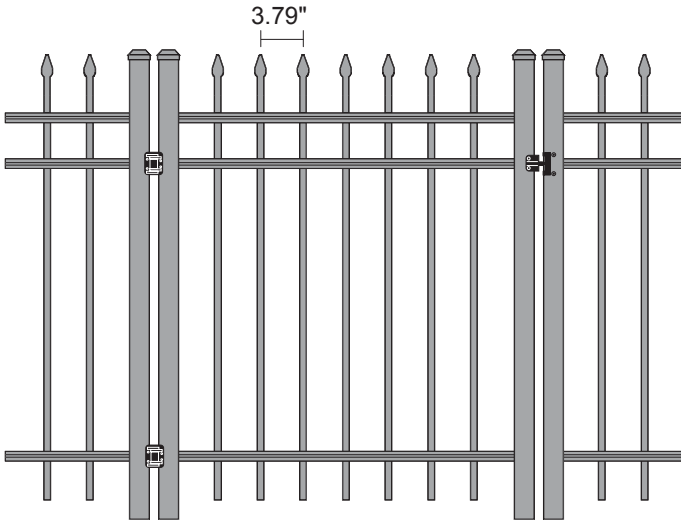
2048: 2" x 2" x 78"

PRODUCT#	6' SECTION	PRICE
2048 	6' section (does not include post)	96.89
2048 	78" posts (does not include flat cap)	28.92

Optional: 2" (Black) Flat Caps for posts - \$2.51 ea. • 2" (Black) Ball Cap for Posts - \$9.93 ea.
 2" Gold Flat Cap - \$9.49 ea. • 2" Gold Ball Cap - \$18.49 ea.
 Short Picket Option - add \$71.05 per section

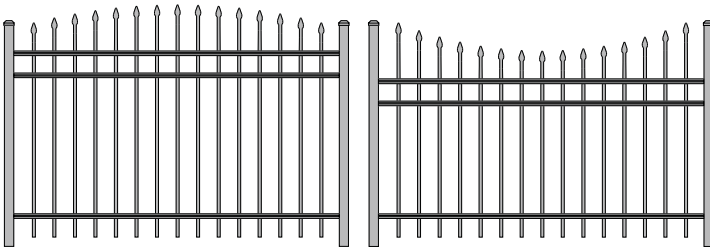
RESIDENTIAL SERIES • 2148, 2160, 2172 Gate

2148 (2160) **Black or Bronze in stock** 3', 4' or 5' Wide Gates 2172



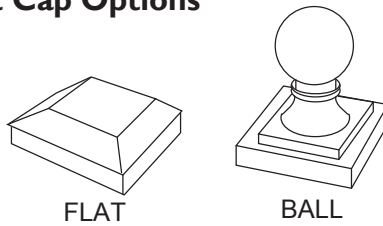
Convex Option

Concave Option



Finial Options


Post Cap Options



RAILS
1" x 1 1/8"

PICKETS
5/8" x 5/8"

POST
For 2148: 2" x 2" x 78"
2160: 2" x 2" x 90"
2172: 2" x 2" x 102"

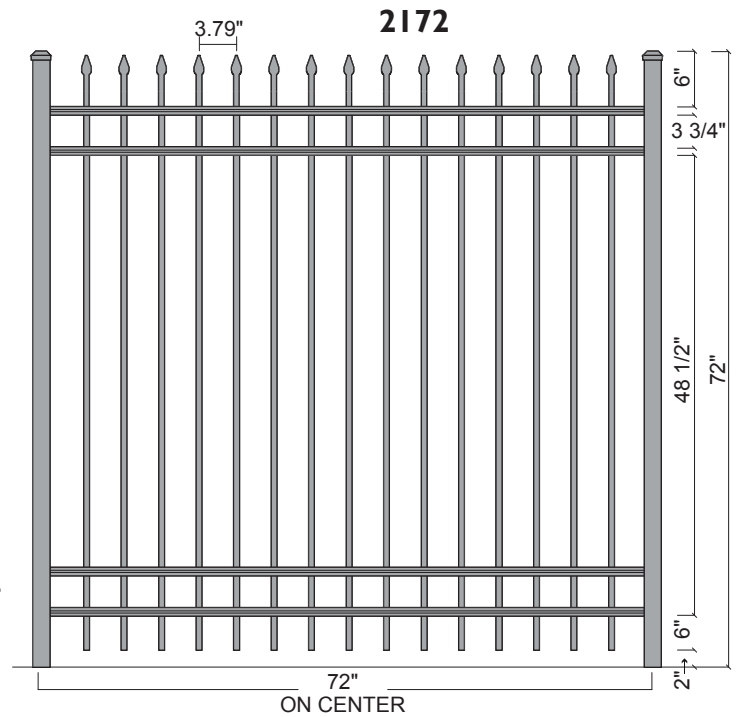
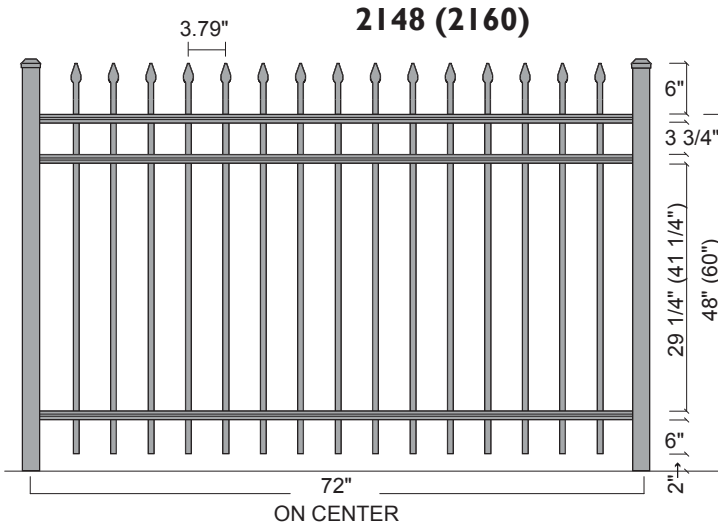
PRODUCT#	GATES - do not include hardware	PRICE
2148 Gate	35" wide (exact) w/quad or triad cap or spear point.	289.81
	48" wide (exact) w/quad or triad cap or spear point.	327.08
	57" wide (exact) w/quad or triad cap or spear point.	370.43
2160 Gate	35" wide (exact) w/quad or triad cap or spear point.	302.60
	48" wide (exact) w/quad or triad cap or spear point.	339.65
	57" wide (exact) w/quad or triad cap or spear point.	398.55
2172 Gate 	35" wide (exact) w/quad or triad cap or spear point.	344.08
	48" wide (exact) w/quad or triad cap or spear point.	388.99
	57" wide (exact) w/quad or triad cap or spear point.	440.40

Optional: Arched Top Gates - add \$183.29 (2 week lead time)
20% more for offsquare gates. See page Pg.25 for hardware.
20% more for Convex or Concave sections (2148 & 2160 only).

Gate opening with multi-adjust hinges & standard latch is 1 3/4" more than gate size.

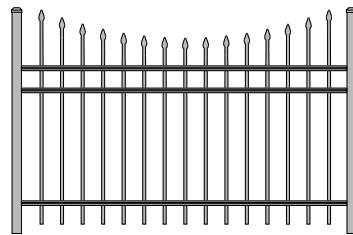

RESIDENTIAL SERIES • 2148, 2160, 2172

Black or Bronze in stock





Convex Option

Concave Option

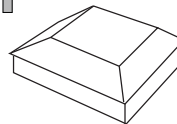


Short Picket Option

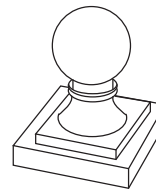
Ring Option



Post Cap Options

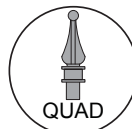


FLAT

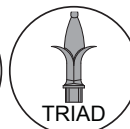


BALL

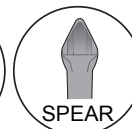
Finial Options



QUAD



TRIAD



SPEAR

RAILS

1" x 1 1/8"

PICKETS




5/8" x 5/8"

POST

For 2148: 2" x 2" x 78"

2160: 2" x 2" x 90"

2172: 2" x 2" x 102"

PRODUCT#	6' SECTION	PRICE
2148	6' section w/spear point (does not include post)	115.60
2148	6' section w/quad or triad cap (does not include post)	131.66
2148	78" posts (does not include flat cap)	28.92
2160	6' section w/spear point (does not include post)	130.73
2160	6' section w/quad or triad cap (does not include post)	146.73
2160	90" posts (does not include flat cap)	33.42
2172 	6' section w/spear point (does not include post)	162.65
2172 	6' section w/quad or triad cap (does not include post)	178.57
2172 	102" posts (does not include flat cap)	53.20

Optional: 2" (Black) Flat Caps for posts - \$2.51 ea. • 2" (Black) Ball Cap for Posts - \$9.93 ea.

2" Gold Flat Cap - \$9.49 ea. • 2" Gold Ball Cap - \$18.49 ea.


Extra for Triad or Quad (Gold) Finials - \$31.35 per section

Short Picket Option - add \$76.12 per section • 6' Section of Rings add \$95.17 per section (Black or Bronze)

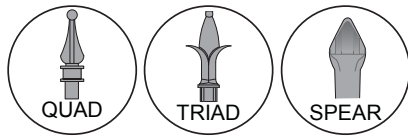
20% more for Convex or Concave sections (2148 & 2160 only).

RESIDENTIAL SERIES • 2248, 2260 Gate

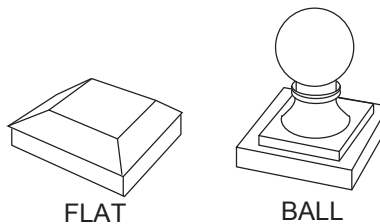
Black or Bronze in stock
3', 4' or 5' Wide Gates



Finial Options



Post Cap Options



RAILS

1" x 1 1/8"


PICKETS

5/8" x 5/8"

POST

For 2248: 2" x 2" x 78"

2260: 2" x 2" x 90"

PRODUCT#	GATES - do not include hardware	PRICE
2248 Gate	35" wide (exact) w/quad or triad cap or spear point.	284.10
	43 3/4" wide (exact) w/quad or triad cap or spear point.	312.30
	52 1/2" wide (exact) w/quad or triad cap or spear point	331.23
2260 Gate 	35" wide (exact) w/quad or triad cap or spear point.	298.10
	43 3/4" wide (exact) w/quad or triad cap or spear point	328.30
	52 1/2" wide (exact) w/quad or triad cap or spear point	348.15

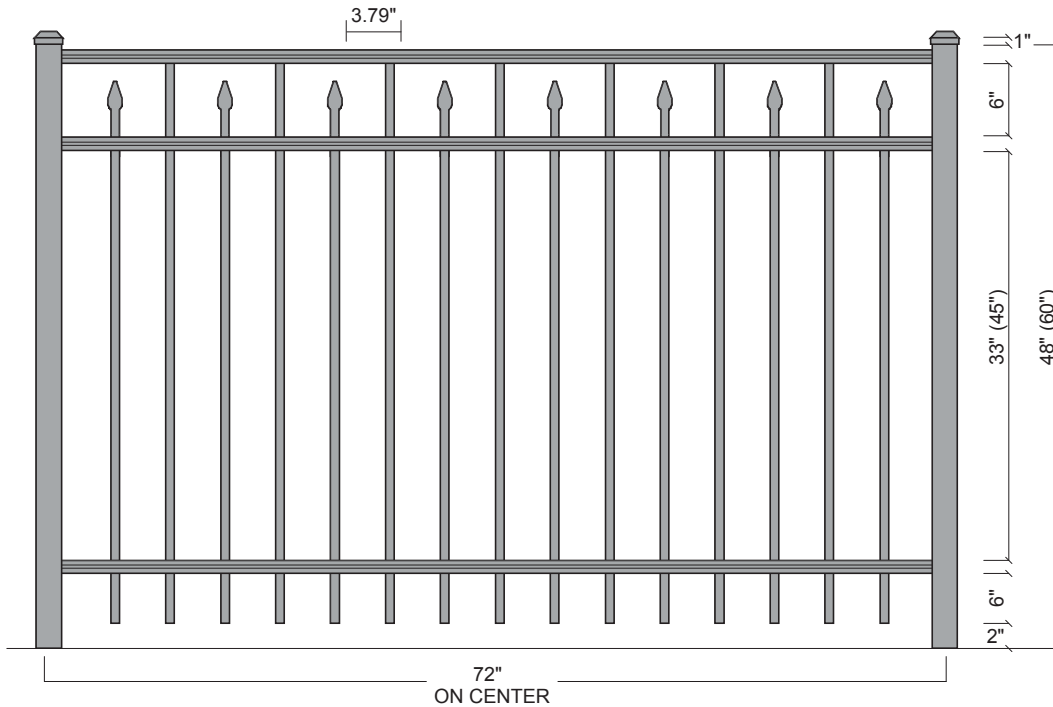
Optional: Arched Top Gates - add \$183.29 (2 week lead time)

20% more for offsquare gates. See page Pg.25 for hardware.

Gate opening with multi-adjust hinges & standard latch is 1 3/4" more than gate size.

RESIDENTIAL SERIES • 2248, 2260

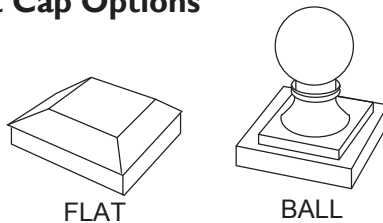
Black or Bronze in stock



Finial Options



Post Cap Options



RAILS

1" x 1 1/8"

PICKETS

5/8" x 5/8"




POST

For 2248: 2" x 2" x 78"

2260: 2" x 2" x 90"

Short Picket Option



PRODUCT#	6' SECTION	PRICE
2248	.6' section w/spear point (does not include post)	112.38
2248	.6' section w/quad or triad cap (does not include post)	120.88
2248	.78" posts (does not include flat cap)	28.92
2260	 .6' section w/spear point (does not include post)	127.16
2260	 .6' section w/quad or triad cap (does not include post)	136.02
2260	 .90" posts (does not include flat cap)	33.42



Optional: 2" (Black) Flat Caps for posts - \$2.51 ea. • 2" (Black) Ball Cap for Posts - \$9.93 ea.
 2" Gold Flat Cap - \$9.49 ea. • 2" Gold Ball Cap - \$18.49 ea.
 Extra for Triad or Quad (Gold) Finials - \$22.64 per section
 Short Picket Option - add \$71.05 per section

RESIDENTIAL SERIES • 54" High Pool Gates

Black or Bronze in stock
3', 4' or 5' Wide Gates

2254

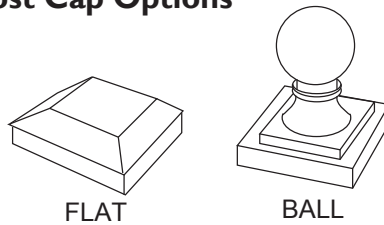
2354



Finial



Post Cap Options



RAILS

1" x 1 1/8"



PICKETS

5/8" x 5/8"

POST

For 2248: 2" x 2" x 78"

2260: 2" x 2" x 90"

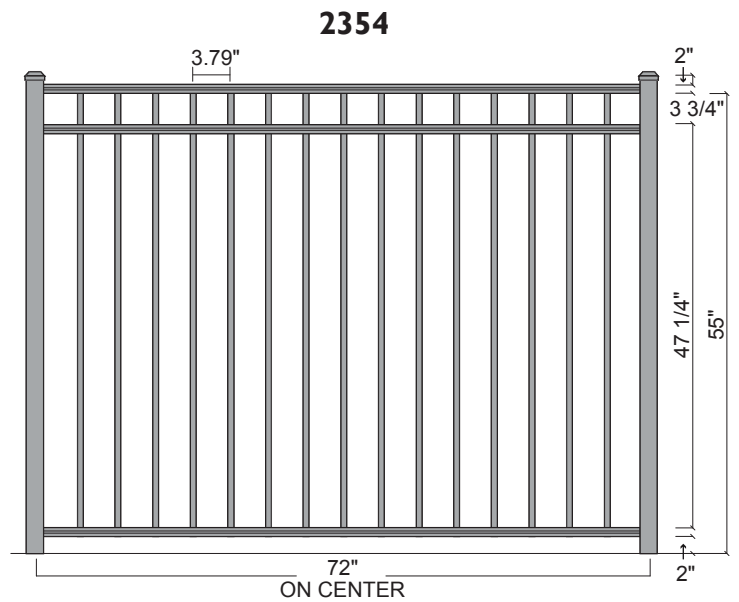
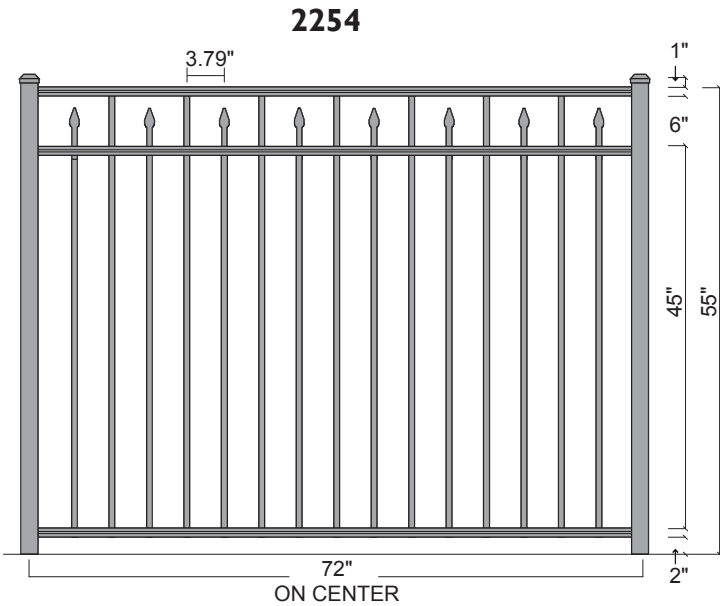
PRODUCT#	GATES - do not include hardware	PRICE
2254 Gate 	35" wide (exact) w/quad or triad cap or spear point.	291.38
	43 3/4" wide (exact) w/quad or triad cap or spear point	320.66
	52 1/2" wide (exact) w/quad or triad cap or spear point.	340.07
2354 Gate 	35" wide (exact).	285.39
	48" wide (exact).	319.16
	57" wide (exact).	367.07

Optional: Arched Top Gates - add \$183.29 (2 week lead time)
20% more for offsquare gates. See page Pg.25 for hardware.

Gate opening with multi-adjust hinges & standard latch is 1 3/4" more than gate size.

RESIDENTIAL SERIES • 54" High Pool Fence

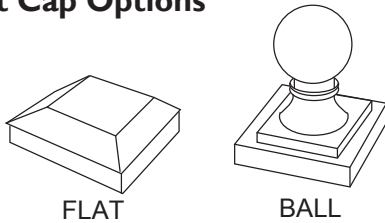
Black or Bronze in stock
come standard with spear finials



Finial - 2254 Only



Post Cap Options



RAILS

1" x 1 1/8"


PICKETS






5/8" x 5/8"

POST

For 2254: 2" x 2" x 84"

Short Picket Option

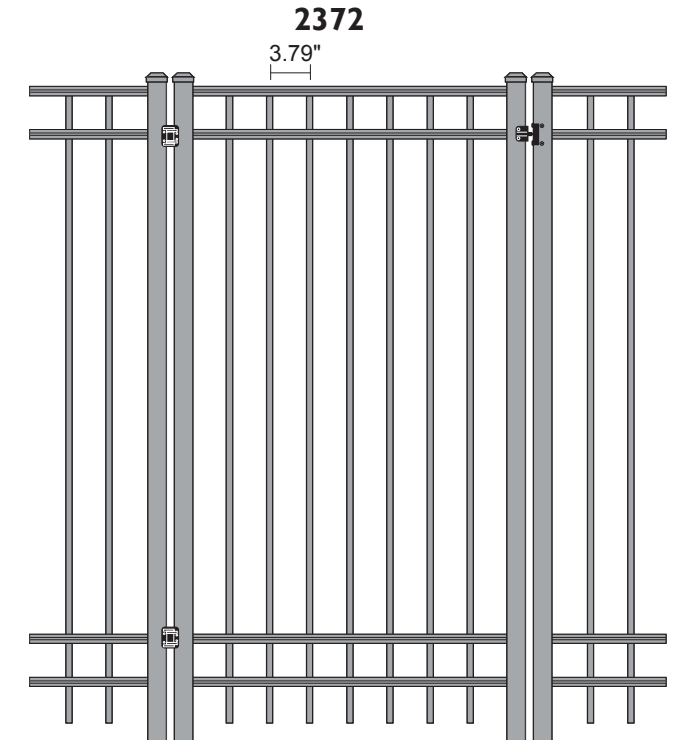



PRODUCT#	6' SECTION	PRICE
2254 	6' section w/ spear point (does not include post).....	122.60
2254 	6' section w/quad or triad cap (does not include post)	132.30
2254 	84" posts (does not include flat cap).....	32.98
2354 	6' section (does not include post)	121.45
2354 	84" posts (does not include flat cap).....	32.98

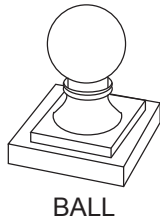
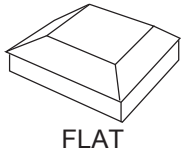
Optional: 2" (Black) Flat Caps for posts - \$2.51 ea. • 2" (Black) Ball Cap for Posts - \$9.93 ea.
2" Gold Flat Cap - \$9.49 ea. • 2" Gold Ball Cap - \$18.49 ea.
Extra for Triad or Quad (Gold) Finials (**Only 2254**) - \$22.64 per section
Short Picket Option - add \$71.05 per section

RESIDENTIAL SERIES • 2336, 2348, 2360, 2372 Gate

Black or Bronze in stock • 3', 4' or 5' Wide Gates



Post Cap Options



RAILS

1" x 1 1/8"



PICKETS

5/8" x 5/8"

POST

For 2348: 2" x 2" x 78"

2360: 2" x 2" x 90"

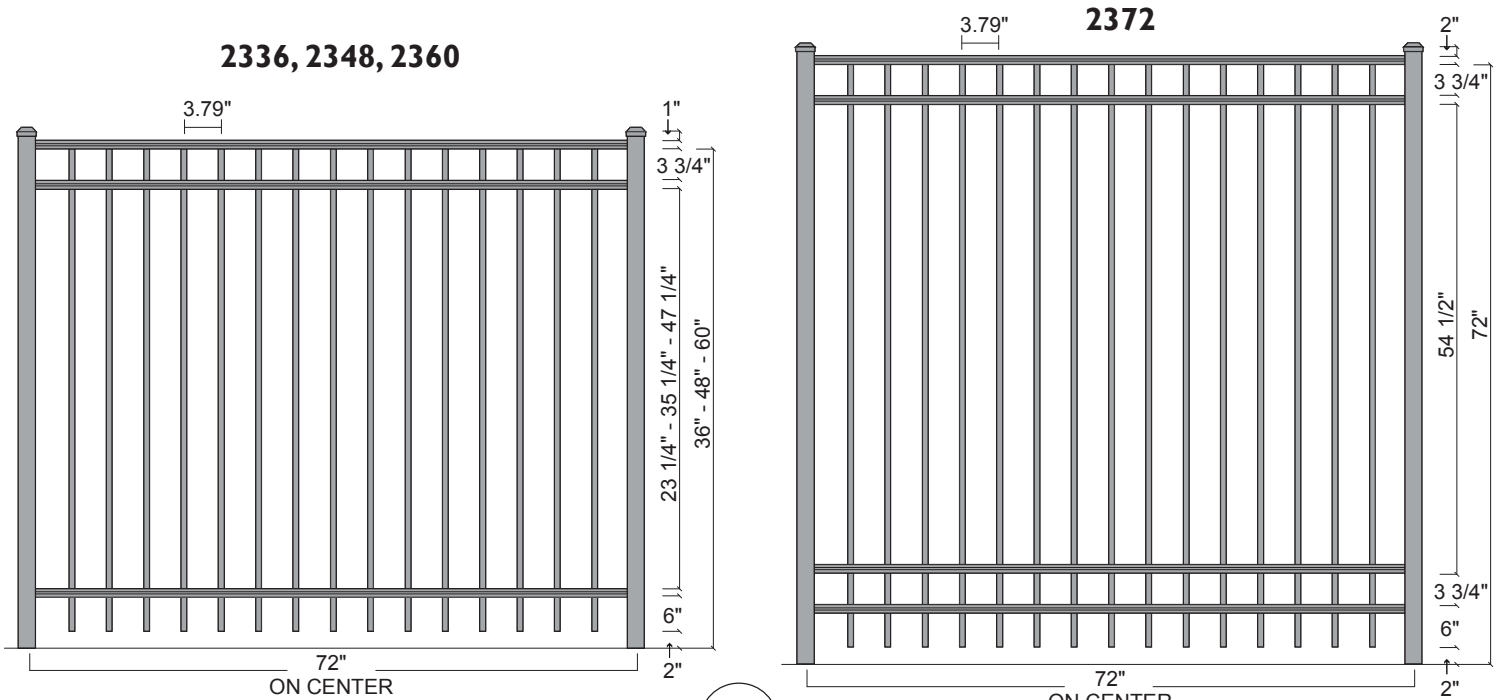
PRODUCT#	GATES - do not include hardware	PRICE
2336 Gate	35" wide (exact)	268.53
	48" wide (exact)	303.95
	57" wide (exact)	330.65
2348 Gate	35" wide (exact)	279.82
	48" wide (exact)	314.23
	57" wide (exact)	353.36
2360 Gate 	35" wide (exact)	292.67
	48" wide (exact)	327.01
	57" wide (exact)	381.06
2372 Gate 	35" wide (exact)	314.94
	48" wide (exact)	338.51
	57" wide (exact)	416.05

Optional: Arched Top Gates - add \$183.29 (2 week lead time)
20% more for offsquare gates • See page Pg.25 for hardware.


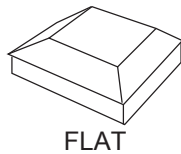
Gate opening with multi-adjust hinges & standard latch is 1 3/4" more than gate size.

RESIDENTIAL SERIES • 2336, 2348, 2360, 2372


Black or Bronze in stock




Post Cap Options



Short Picket Option



Ring Option



RAILS

1" x 1 1/8"

PICKETS

5/8" x 5/8"

POST





2336: 2" x 2" x 66"

2348: 2" x 2" x 78"

2354: 2" x 2" x 84"

2360: 2" x 2" x 90"

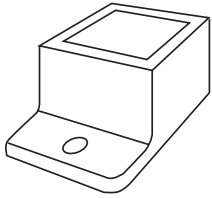
2372: 2" x 2" x 102"

PRODUCT#	6' SECTION	PRICE
2336	6' section (does not include post)	102.75
2336	66" posts (does not include flat cap)	28.42
2348	6' section (does not include post)	110.46
2348	78" posts (does not include flat cap)	28.92
2360 	6' section (does not include post)	125.87
2360 	90" posts (does not include flat cap)	33.42
2372 	6' section (does not include post)	156.73
2372 	102" posts (does not include flat cap)	53.20

Optional: 2" (Black) Flat Caps for posts - \$2.51 ea. • 2" (Black) Ball Cap for Posts - \$9.93 ea.

2" Gold Flat Cap - \$9.49 ea. • 2" Gold Ball Cap - \$18.49 ea.


Short Picket Option - add \$71.05 per section • 6' Section of Rings add \$95.17 per section (Black or Bronze)




Wall Mount
Black or Bronze
2000 or 4000 Series
\$7.07



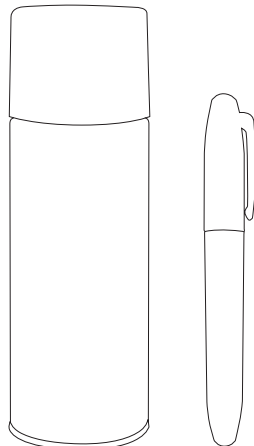
Solar Light
\$81.33
Low Voltage Light
\$65.34
2" or 2½"
Black or Bronze



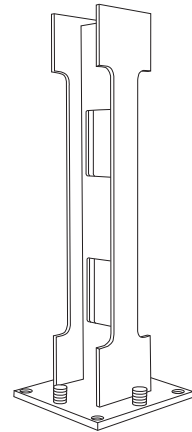
Swivel Wall Mount
Black or Bronze
Specify Series (4000 or 2000)
\$12.78



Post Stiffener for
2" sq. post - \$52.77
2½" sq. post - \$52.77




Spray Paint Can
\$25.63
Spray Paint Pen
\$17.07
Black or Bronze




Concrete Brackets
2½" or 2"
\$52.19 ea.

Screws
#8 x 1"
Black or Bronze
\$0.17 ea.



Concrete Bracket Trim Pieces
2½" or 2"
Black & Bronze
\$10.21

Gate Hardware for Fence



Self-Closing Gate Hinges
\$47.53/set
approx. 3³/₄" high
#905105




Regular Multi-Adjust Hinge
\$76.93/set
Heavy Duty Multi-Adjust
\$100.45
approx. 3³/₄" high



Lockable Gate Latch
\$48.75 approx. 6" high
#905102



Optional Kit
External Access Kit
Lockable Push-Button
operates latch from
outside the fence.
additional \$37.37
#905103




18" Gate
Drop Pin
Latch
\$104.93
24" - \$115.85



Drop Pin Plate
\$14.25
approx. 4³/₄" dia.



Magna Latch
(Pool Code Approved)
\$110.50 - #905100
Black or White




Lock-Latch Deluxe
Can be keyed to fit your house keys
\$125.65
approx. 6³/₄" high
Black or White



Optional Gate Handle
\$10.29
approx. 5" high
#905104



TCA4
Deco Mold
\$48.93
approx. 7³/₄" high



Z-Lokk
ZL1-k \$132.93
ZL2-k \$135.45




TCHDRND1-MK2
Round Post Hinges
Heavy Duty
\$97.65/set



TCAMA2RND
Regular Multi-Adjust Hinges
(round posts)
\$83.79/set

Manta Magnetic Gate Latch
\$103.32
(Black or White)



Aqua-latch with Handle
\$101.50
20" high
(Black or White)

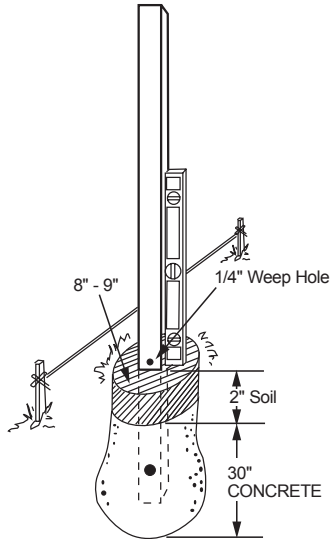


COMMERCIAL 4000 SERIES INSTRUCTIONS



Limited Lifetime Warranty

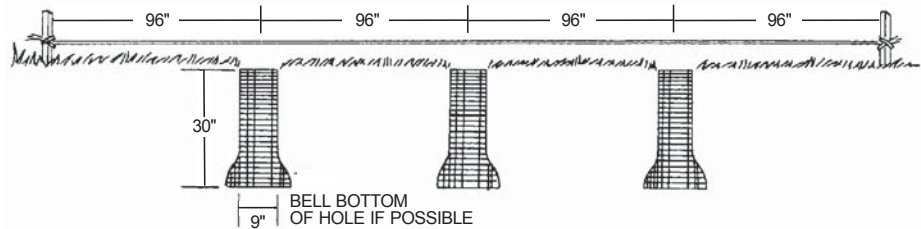
Always check local building codes, property lines and underground utilities before installation.



NOTE: These instructions must be followed exactly as written and the materials used must be exactly as shown in the instructions. Any deviation from the instructions or variation in the materials used/installed may result in an unsuccessful installation.

When core drilling any post product where water can build up, the installer is responsible to drill a $\frac{1}{4}$ " hole as close to the bottom of the post by concrete as possible. If there is no weep hole, you may have damage from moisture build up and freezing.

STEP 1: Layout the fence site with a string line. Determine the length of sections needed. Mark the ground where the centers of all post holes will be. For $2\frac{1}{2}$ " post, the center of the hole will be $1\frac{1}{4}$ " away from the string. Dig all holes. We recommend to have the bottom of the holes below the frost line (if possible) and bell-out the bottom of the holes to help prevent frost uplift. An 8" to 9" diameter hole is recommended for these posts.

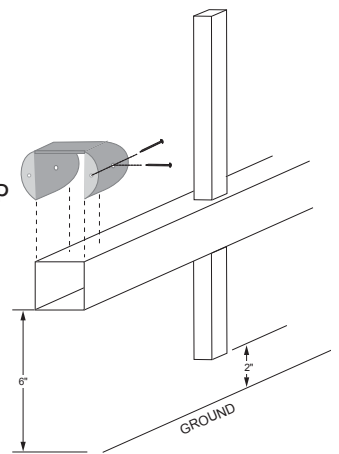


STEP 2: Setting posts and sections. Caps should be placed on posts before installation. Secure caps by tapping them on with a rubber mallet. Pour approximately half a bag of concrete mix in the hole. Place post in hole with concrete.

With the mount flange facing outward and the open end down, slide the mount over each end of the rails. With ends of rail aligned with flange of mount. Fasten mount to rail with screws provided. Place section into position (base of mount will seat in groove on post). Standard gap from ground is 2" (see chart for rail positions). Screw base of mount to post (screws provided). Slide cover over base by pressing down firmly until it is resting on the rail.

Place next post in hole with concrete. Level post and section to correct height according to height of fence. Pour more concrete around post. We recommend concrete be at least 8" below the ground. Repeat as above.

When all posts and sections are installed, double check all posts and fence height. Using a rod (or something similar), run it up and down through the concrete a few times around the post to help pack the concrete. Add some water to permanently set posts.



CUTTING DOWN: To cut down a section, hold section against posts. Position so there will be the same picket spacing on each end of the rails. Mark rails where they need to be cut. Cut rails to length.

NOTE: Make sure rails are cut with a $\frac{1}{8}$ " gap on each end between rails and posts.

See Step 2 for setting sections and posts.

GATE INSTALL: It is recommended to use aluminum post stiffeners inside each post by the gate. These add extra strength in supporting the gate. Install the stiffeners inside the gate posts when installing the posts. Place open side of post stiffener toward fence. If using a blank post, make sure the closed sides are towards the gate opening. Caps should be placed on posts before installation. Gates are pre-assembled; although, the hinges and latch need to be applied. Installation instructions are provided with the gate hardware.

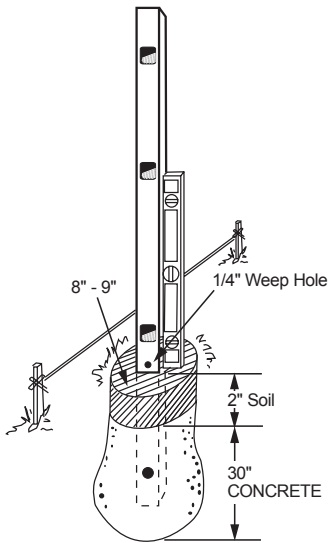
RESIDENTIAL 2000 SERIES INSTRUCTIONS



Limited Lifetime Warranty

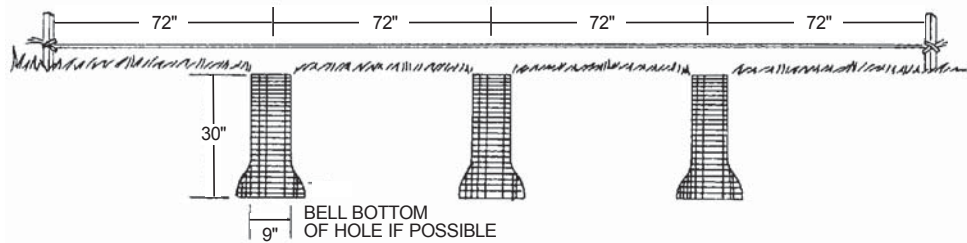
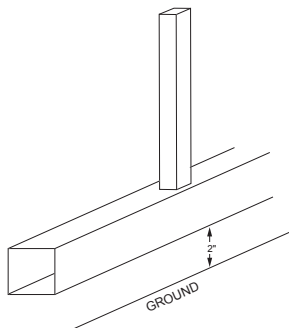
Always check local building codes, property lines and underground utilities before installation.

NOTE: These instructions must be followed exactly as written and the materials used must be exactly as shown in the instructions. Any deviation from the instructions or variation in the materials used/installed may result in an unsuccessful installation. When core drilling any post product where water can build up, the installer is responsible to drill a 1/4" hole as close to the bottom of the post by concrete as possible. If there is no weep hole, you may have damage from moisture build up and freezing. Sections will rack up to 20" in a standard 6' section.



STEP 1: Layout the fence with a string line. Determine the length of sections needed. Mark the ground where the centers of all holes will be. For a 2" post, the center of the hole will be 1" away from the string. Dig all holes. We recommend to have the bottom of the holes below the frost line (if possible) and bell out the bottom of the holes to help prevent frost uplift. An 8" to 9" diameter hole is recommended for these posts.

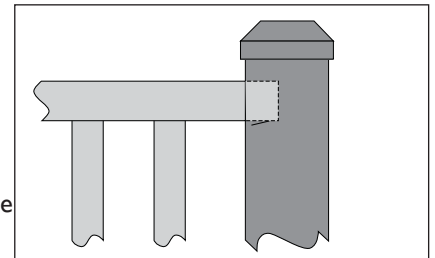
STEP 2: Setting post and sections. Caps should be placed on posts before installation. Secure caps by either tapping them on a grassy area or with a mallet. Pour approximately half a bag of concrete mix in the hole. Place post in hole with concrete. Insert section. Place next post in hole with concrete. Level the post and section to the correct height according to the height of fence. Pour more concrete around the post. We recommend the concrete be at least 8" below the ground. Repeat as above.



When all posts and sections are installed, double check all posts and fence height. Using a rod (or something similar), run it up and down through the concrete a few times around the post to help pack the concrete. Add some water to permanently set posts.

CUTTING DOWN: To cut down a section, determine the length of section needed (measurement inside to inside of post plus 7/8"). Center section between posts, mark and cut. Notch end of rails using notching tool and install as shown.

REPLACING A PICKET: To replace a picket, first determine which side of the picket the e-clip is located. (All e-clips will be located on the same side in the section). Take a flat head screw driver under rail between picket and e-clip. Slide away from picket. Do this for all rails. Insert new picket with predrilled holes facing -e-clip, slide e-clip toward picket with flat head screwdriver (or finger) until e-clip snaps into picket. If e-clip needs replaced, take needle nose pliers, squeeze e-clip together, twist and pull down. To insert new e-clip, squeeze e-clip together, twist, insert above track inside rail.



GATE INSTALL: It is recommended to use aluminum post stiffeners inside each post by the gate. These add extra strength in supporting the gate. Install the stiffeners inside the gate posts when installing the posts. Place open side of post stiffener toward fence. If using a blank post, make sure the closed sides are towards the gate opening. Caps should be placed on posts before installation. Gates are pre-assembled; although, the hinges and latch need to be applied. Installation instructions are provided with the gate hardware.



If you have any questions on our line of products, please feel free to call us at:

800-598-5245

FAIRWAY BUILDING PRODUCTS

53 Eby Chiques Road • Mount Joy, PA 17552
717-653-6777 • 800-598-5245 • FAX 717-653-0067